

Scaled data based on original data using  
LM-79-08 Approved Method: Electrical and Photometric Measurements of Solid-  
State Lighting Products

Test Report Prepared for  
Cooper Lighting Solutions  
(formerly Eaton)

Brand: INVUE

Report Number: P140464

Luminaire Tested: **EMM-F01-LED-E1-5WQ-7030**

Issue Date: 03/03/2020

**Test Information**

Test Method: LM-79-08  
Report Number: P140464  
REPORT IS SCALED FROM IESNA LM-79-08 TEST DATA (P33687)  
Test Lab: INNOVATION CENTER-P3  
Issue Date: 03/03/2020  
Manufacturer: COOPER LIGHTING SOLUTIONS (FORMERLY EATON)  
Product Line: INVUE  
Catalog Number: EMM-F01-LED-E1-5WQ-7030  
Description: EPIC MODERN MEDIUM DECORATIVE LED LUMINAIRE  
(1) LIGHTBARS WITH AccuLED OPTICS - TYPE 5 SQUARE WIDE  
Light Source: (7) 3000K CCT, 70 CRI LEDs  
Ballast/Driver: -

**Summary**

Lumens per Lamp: N/A  
Luminaire Lumens: 2252.4 lumens  
Efficiency: N/A  
Efficacy: 87.0 lumens/watt  
Luminous Opening: Rectangular (W 0.17' x L: 1' x H: 0')  
IES Classification: Type V - Short - Semi-Cutoff  
BUG Rating: B2 - U0 - G1

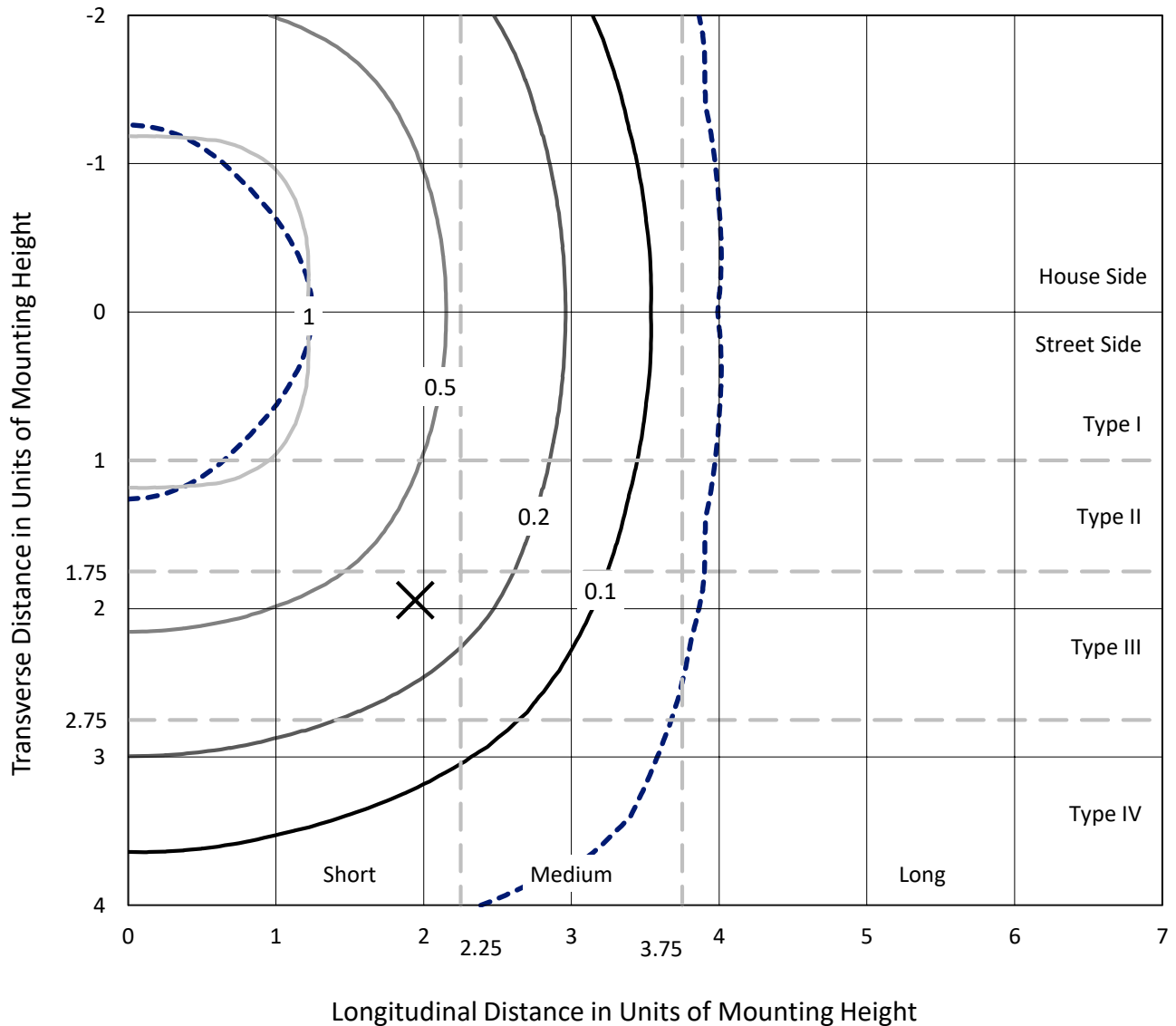
Input Watts (W): 25.9  
Input Voltage (V): NR  
Input Current (Ain): NR  
Voltage Rise (V): NR  
Power Factor: NR  
Total Harmonic Distortion (THDi): NR  
Frequency (hertz): 60  
Stabilization Time: NR  
Operation Time: NR  
Ambient Temperature (°C): NR  
Test Distance: 25 FT



REPORT NUMBER: P140464  
 CATALOG NUMBER: EMM-F01-LED-E1-5WQ-7030

### Iso-Footcandle Lines of Horizontal Illumination

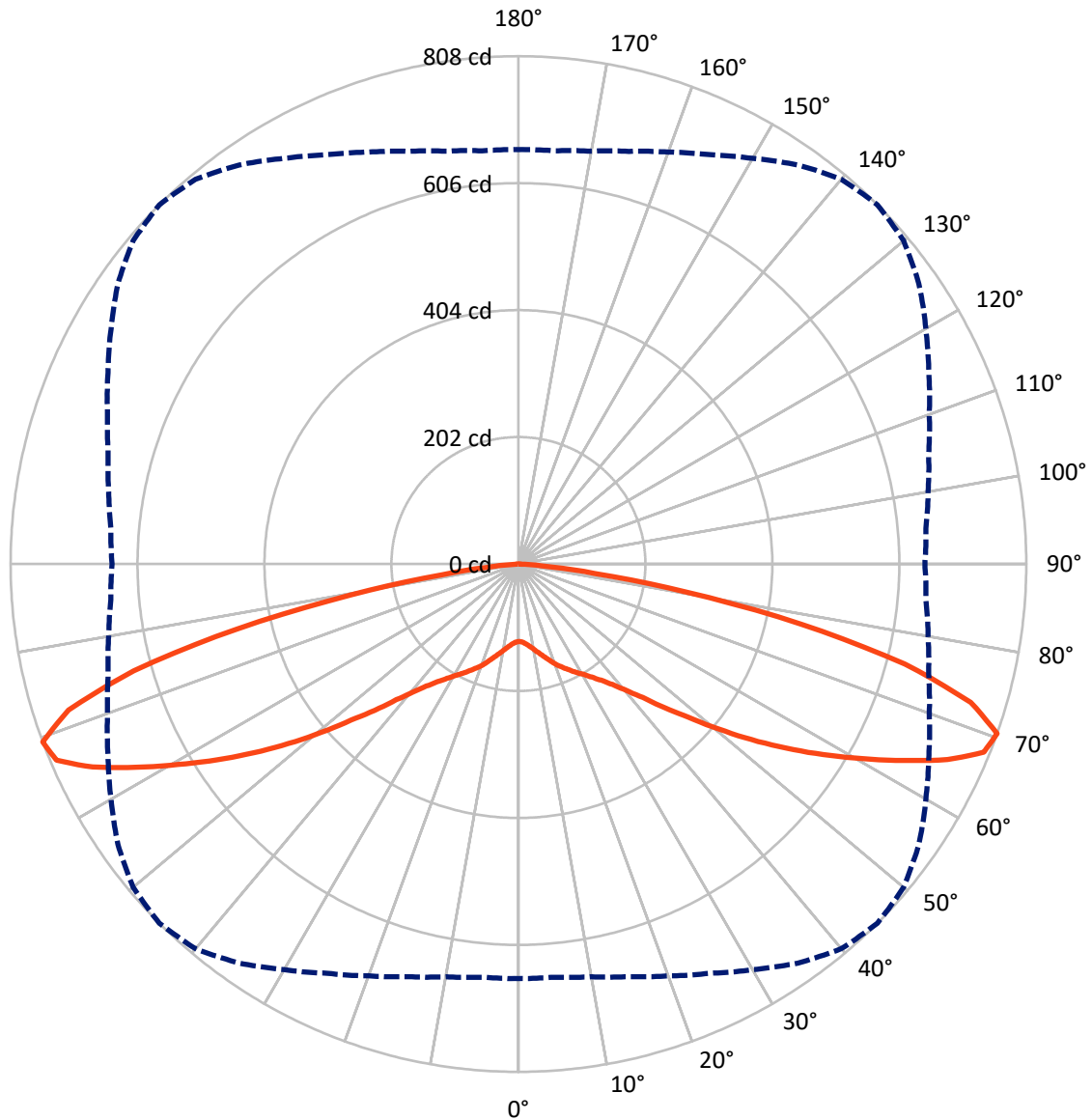
✕ Max cd  
 - - - 1/2 Max cd



Based on 10 foot mounting height. Maximum calculated value = 1.4 fc  
 Type V - Short - Semi-Cutoff

REPORT NUMBER: P140464  
CATALOG NUMBER: EMM-F01-LED-E1-5WQ-7030

### Luminous Intensity Polar Plot



— Vertical Plane Through 45-Deg Lateral    - - - Horizontal Cone Through 70-Deg Vertical

REPORT NUMBER: P140464

CATALOG NUMBER: EMM-F01-LED-E1-5WQ-7030

**FLUX DISTRIBUTION:**

		Downward	Upward	Total
<b>House Side</b>	Lumens	1126.2	0.0	1126.2
	% Fixture	50.0	0.0	50.0
<b>Street Side</b>	Lumens	1126.2	0.0	1126.2
	% Fixture	50.0	0.0	50.0
<b>Total</b>	Lumens	2252.4	0.0	2252.4
	% Fixture	100.0	0.0	100.0

**Coefficient of Utilization**

**ZONAL LUMENS:**

Zone	Lumens	% Fixture
0°-10°	12.5	0.6
10°-20°	43.6	1.9
20°-30°	85.7	3.8
30°-40°	141.8	6.3
40°-50°	248.2	11.0
50°-60°	442.8	19.7
60°-70°	683.5	30.3
70°-80°	541.1	24.0
80°-90°	53.2	2.4
90°-100°	0.0	0.0
100°-110°	0.0	0.0
110°-120°	0.0	0.0
120°-130°	0.0	0.0
130°-140°	0.0	0.0
140°-150°	0.0	0.0
150°-160°	0.0	0.0
160°-170°	0.0	0.0
170°-180°	0.0	0.0
0°-90°	2252.4	100.0
0°-180°	2252.4	100.0



REPORT NUMBER: P140464

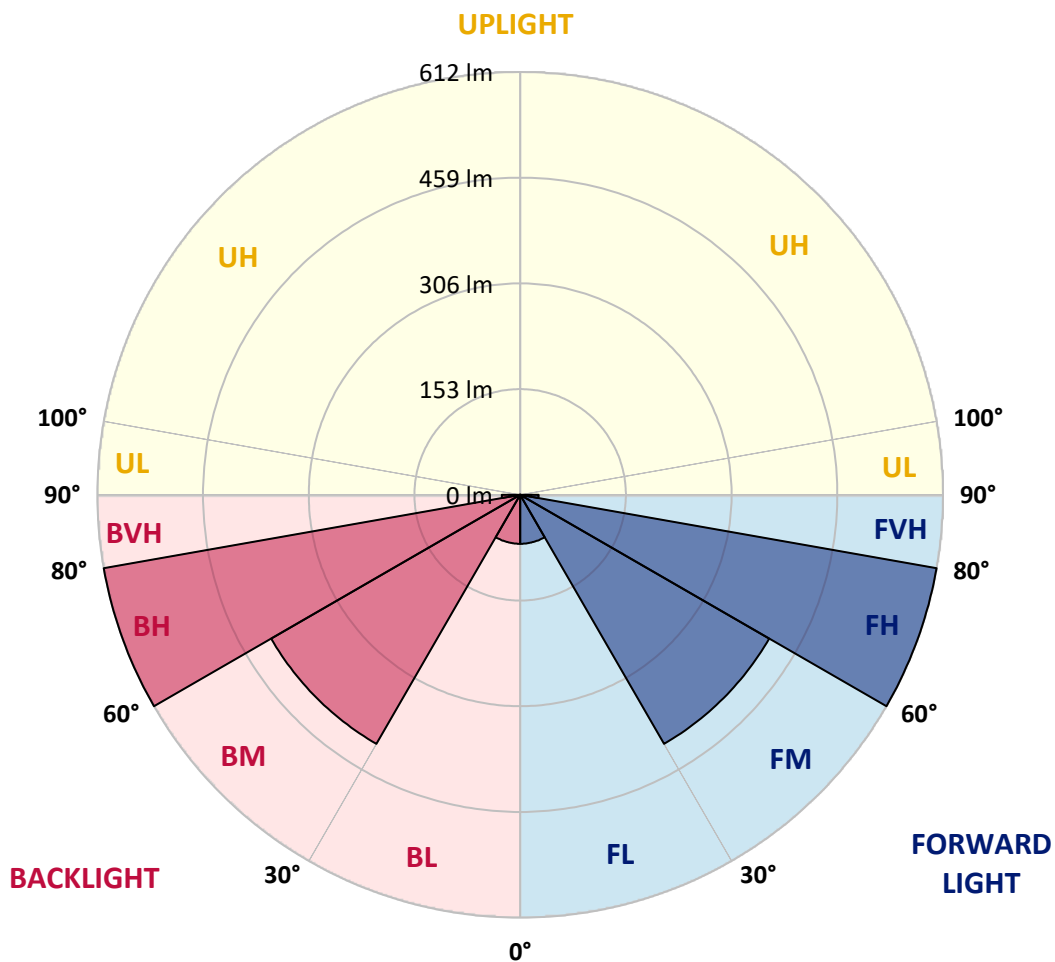
CATALOG NUMBER: EMM-F01-LED-E1-5WQ-7030

**LUMINAIRE CLASSIFICATION SYSTEM LUMEN TABLE AND BUG RATING:**

Zone		Lumens	% Fixture	Zone Rating/Lumen Limit		
				B	U	G
FL	(0°-30°)	70.9	3.1			
FM	(30°-60°)	416.4	18.5			
FH	(60°-80°)	612.3	27.2			G0/660
FVH	(80°-90°)	26.6	1.2			G1/100
BL	(0°-30°)	70.9	3.1	B0/110		
BM	(30°-60°)	416.4	18.5	B1/1000		
BH	(60°-80°)	612.3	27.2	B2/1000		G0/660
BVH	(80°-90°)	26.6	1.2			G1/100
UL	(90°-100°)	0.0	0.0		U0/0	
UH	(100°-180°)	0.0	0.0		U0/0	

**BUG Rating: B2-U0-G1**

Type V Short





REPORT NUMBER: P140464

CATALOG NUMBER: EMM-F01-LED-E1-5WQ-7030

**CANDELA DISTRIBUTION (FULL):**

	0°	5°	10°	15°	20°	25°	30°	35°	40°	45°	50°
0°	123.2	123.2	123.2	123.2	123.2	123.2	123.2	123.2	123.2	123.2	123.2
2.5°	124.7	124.7	124.4	124.4	124.4	124.4	124.2	124.2	124.4	124.2	124.2
5°	127.7	127.9	127.9	127.7	127.7	127.7	127.7	127.7	127.9	127.7	127.7
7.5°	132.2	132.5	132.5	132.2	132.2	132.2	132.2	132.2	132.5	132.5	131.9
10°	137.7	138.0	138.0	137.7	137.7	138.0	138.0	138.0	138.2	138.2	138.0
12.5°	144.3	144.5	144.8	144.5	144.8	144.8	145.0	145.3	145.3	145.3	144.8
15°	151.8	152.6	152.1	152.1	152.3	152.6	152.6	153.3	153.1	152.8	152.6
17.5°	160.6	160.3	160.3	160.6	160.9	160.6	160.9	161.6	161.4	161.1	160.9
20°	168.9	168.9	168.9	168.6	169.1	169.1	169.4	169.6	169.6	170.2	169.4
22.5°	176.9	176.9	176.7	176.7	177.2	177.2	177.7	178.2	178.2	178.2	177.7
25°	184.5	184.5	184.7	184.5	184.7	185.0	185.5	186.0	186.2	186.2	186.2
27.5°	191.3	192.0	191.8	192.0	192.5	193.0	193.5	194.3	194.8	195.0	194.3
30°	199.8	199.8	199.6	199.8	200.3	201.1	202.1	203.3	203.3	203.6	203.6
32.5°	208.9	209.1	208.6	209.1	209.9	210.9	211.9	212.9	213.4	214.4	214.1
35°	220.7	219.9	220.2	220.9	221.4	222.4	223.7	225.4	226.4	227.0	226.4
37.5°	234.2	234.0	234.5	234.5	236.3	237.3	239.5	241.0	241.8	243.0	242.5
40°	251.3	252.3	252.6	253.3	254.3	256.4	258.9	261.4	262.9	263.9	264.1
42.5°	274.5	275.0	274.0	276.7	279.5	280.7	283.8	287.3	289.5	290.3	290.5
45°	302.9	302.9	304.4	306.1	309.6	312.2	315.4	321.2	323.2	326.0	326.0
47.5°	336.8	337.8	337.8	341.8	344.6	349.6	355.9	360.7	364.9	363.7	367.9
50°	376.0	376.7	379.5	381.8	386.5	392.3	398.1	405.1	411.4	412.2	412.9
52.5°	417.0	418.0	420.2	425.5	431.3	437.8	448.4	454.4	460.4	463.7	463.2
55°	464.0	463.5	467.2	471.2	479.8	488.6	497.4	505.9	512.2	516.7	516.5
57.5°	513.2	515.0	519.3	524.3	531.6	539.4	549.9	558.5	568.8	571.5	567.5
60°	570.5	568.8	573.0	580.8	587.4	597.4	606.7	617.8	625.1	628.3	627.1
62.5°	629.1	627.6	630.8	640.9	648.7	656.0	668.8	680.9	686.9	688.1	685.9
65°	672.1	672.6	677.8	686.6	699.0	710.0	724.3	738.9	748.5	750.0	744.9
67.5°	682.1	683.1	690.4	701.7	717.0	735.4	756.8	778.4	794.7	798.2	790.9
70°	659.0	659.5	666.5	679.3	696.9	718.1	744.7	774.6	798.5	807.5	799.5
72.5°	611.5	613.5	619.3	630.1	643.9	664.8	690.4	717.0	740.7	752.2	752.2
75°	525.8	530.3	533.1	536.6	548.7	565.5	586.4	607.5	628.3	634.9	616.5
77.5°	375.2	367.7	369.5	389.1	386.3	405.4	428.5	443.6	462.2	459.4	433.0
80°	172.2	167.9	177.7	190.8	207.3	220.2	245.0	247.6	268.9	270.2	251.1
82.5°	34.4	36.2	43.2	53.3	66.4	80.7	93.7	104.8	119.4	122.1	113.4
85°	10.8	11.8	14.8	16.3	17.1	19.6	22.4	30.2	34.7	35.9	33.7
87.5°	2.3	3.5	5.8	6.5	6.8	6.5	6.5	6.3	5.0	4.0	4.8
90°	0.0	0.0	0.0	0.0	0.0	0.0	0.0	0.0	0.0	0.0	0.0



REPORT NUMBER: P140464

CATALOG NUMBER: EMM-F01-LED-E1-5WQ-7030

**CANDELA DISTRIBUTION (continued):**

	55°	60°	65°	70°	75°	80°	85°	90°
0°	123.2	123.2	123.2	123.2	123.2	123.2	123.2	123.2
2.5°	123.9	123.9	124.2	124.2	124.2	123.9	123.7	123.9
5°	127.4	127.4	127.4	127.4	126.9	126.9	126.7	126.7
7.5°	131.9	131.7	131.7	131.4	131.2	131.2	130.9	131.2
10°	138.0	137.5	137.2	137.0	136.7	136.7	136.5	136.2
12.5°	144.5	144.3	144.0	143.5	143.3	142.8	142.8	142.8
15°	152.1	151.8	151.6	150.8	150.8	150.0	150.3	150.3
17.5°	160.3	159.8	159.1	158.8	158.6	157.8	157.8	157.8
20°	168.9	167.9	167.4	166.9	166.9	166.1	165.9	165.9
22.5°	177.2	176.2	175.2	174.7	174.2	173.9	173.4	173.2
25°	185.5	184.5	183.5	182.7	181.7	181.2	180.7	180.7
27.5°	193.8	192.8	191.3	190.3	189.3	188.2	187.7	188.0
30°	202.3	201.3	199.8	198.6	197.3	196.3	195.8	195.5
32.5°	213.1	211.9	210.1	208.9	206.6	205.6	205.1	205.3
35°	225.7	223.9	222.7	220.7	218.9	217.7	216.9	216.9
37.5°	241.8	240.3	239.0	237.0	234.5	233.0	232.0	232.7
40°	262.6	261.4	258.9	255.9	253.8	252.6	251.6	251.8
42.5°	289.3	286.8	284.5	282.7	279.7	278.0	275.2	276.2
45°	323.0	320.2	317.9	315.2	312.4	308.9	307.9	305.9
47.5°	363.7	361.7	356.6	354.1	350.6	345.6	343.1	341.1
50°	408.7	404.9	401.4	395.1	391.1	385.3	383.0	382.3
52.5°	459.4	453.2	447.4	441.6	433.5	428.0	423.5	424.5
55°	509.7	502.4	494.1	487.8	481.6	474.8	470.0	467.2
57.5°	562.7	554.7	545.9	536.8	531.6	523.5	520.5	519.0
60°	617.3	610.0	601.2	592.9	585.6	576.3	571.3	569.3
62.5°	677.6	667.5	657.0	646.7	638.6	631.8	626.6	623.0
65°	733.1	719.3	708.5	695.4	686.6	676.8	670.3	669.0
67.5°	774.6	753.2	734.4	717.6	704.0	691.9	683.6	680.4
70°	777.4	748.0	720.1	695.2	675.3	661.5	650.4	646.2
72.5°	723.6	687.1	649.4	625.1	603.9	584.8	577.1	575.3
75°	588.6	558.2	526.8	499.1	484.6	475.0	468.5	458.9
77.5°	408.9	381.0	364.2	333.3	327.7	319.9	313.4	307.1
80°	229.0	204.6	185.7	166.4	154.6	148.0	141.2	137.5
82.5°	102.8	84.4	67.1	52.0	43.0	33.9	25.4	26.9
85°	25.6	21.6	16.6	13.8	12.6	11.6	9.3	8.3
87.5°	4.8	4.5	4.0	4.0	4.3	3.5	2.0	1.8
90°	0.0	0.0	0.0	0.0	0.0	0.0	0.0	0.0

(END OF REPORT)